

ARRAY4EX

TRADING

SOFTWARE

System Manual

Risk warning

Before you begin trading on Real account please carefully consider your investment goals, risk and experience you have. It should be noted that Forex is a leverage based market. It should be remembered that leverage can work both in your advantage and disadvantage as well. Therefore there is high risk of losing a part or all of your financial input placed on your account and because of that you should remember to trade with the amount of money which you can lose without taking any influential financial damage.

Disclaimer

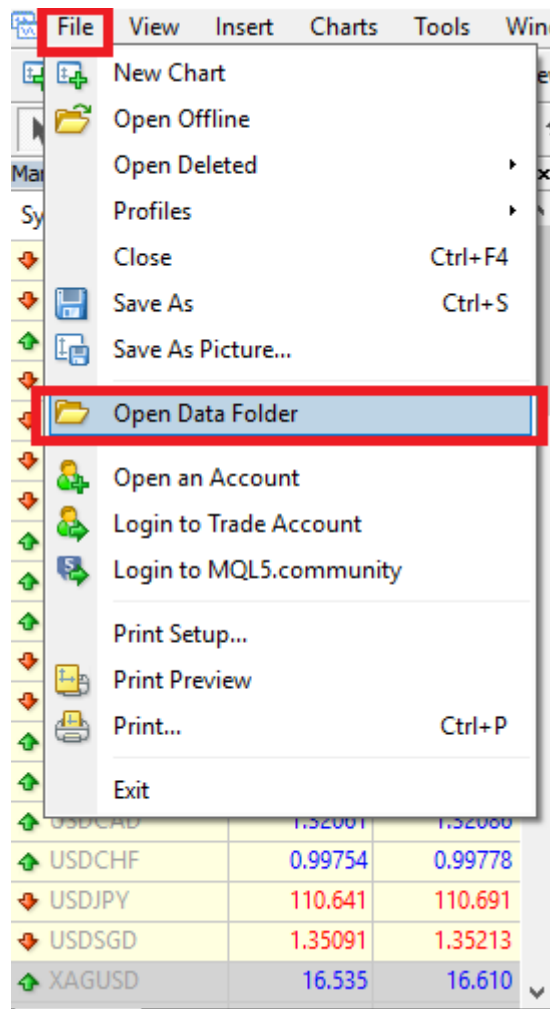
Signals generated by the system are not investment recommendations. All materials included on the website, as well as all system components (indicators, instruction manual) are for educational purposes only. Creators of the system will not take any responsibility for any profit or loss/damage caused by using the system.

Copyright © 2024 www.array4ex.com All rights reserved.

Unless otherwise indicated, all materials on these pages are copyrighted. All rights reserved. No part of these pages, either text or image may be used for any purpose other than personal use. Therefore, reproduction, modification, in any form or by any means, electronic, or otherwise, for reasons other than personal use, is strictly prohibited without prior written permission.

1. Installation proces.

- Open your MT4
- Click 'File/Open Data Folder' from the top tab.

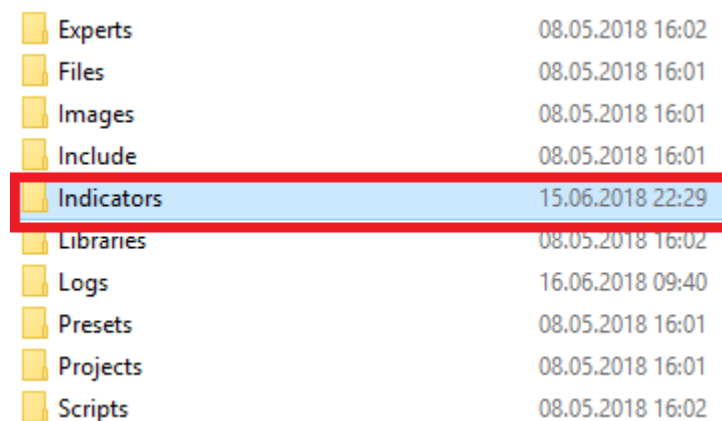


- Copy templates files to the 'Templates' folder.



config	15.06.2018 14:09
history	08.05.2018 16:03
logs	16.06.2018 09:40
MQL4	08.05.2018 16:01
profiles	13.06.2018 10:20
templates	15.06.2018 22:52
tester	13.06.2018 10:44
origin	08.05.2018 16:01

- Copy indicator files to the 'MQL4>Indicators' folder.



Experts	08.05.2018 16:02
Files	08.05.2018 16:01
Images	08.05.2018 16:01
Include	08.05.2018 16:01
Indicators	15.06.2018 22:29
Libraries	08.05.2018 16:02
Logs	16.06.2018 09:40
Presets	08.05.2018 16:01
Projects	08.05.2018 16:01
Scripts	08.05.2018 16:02

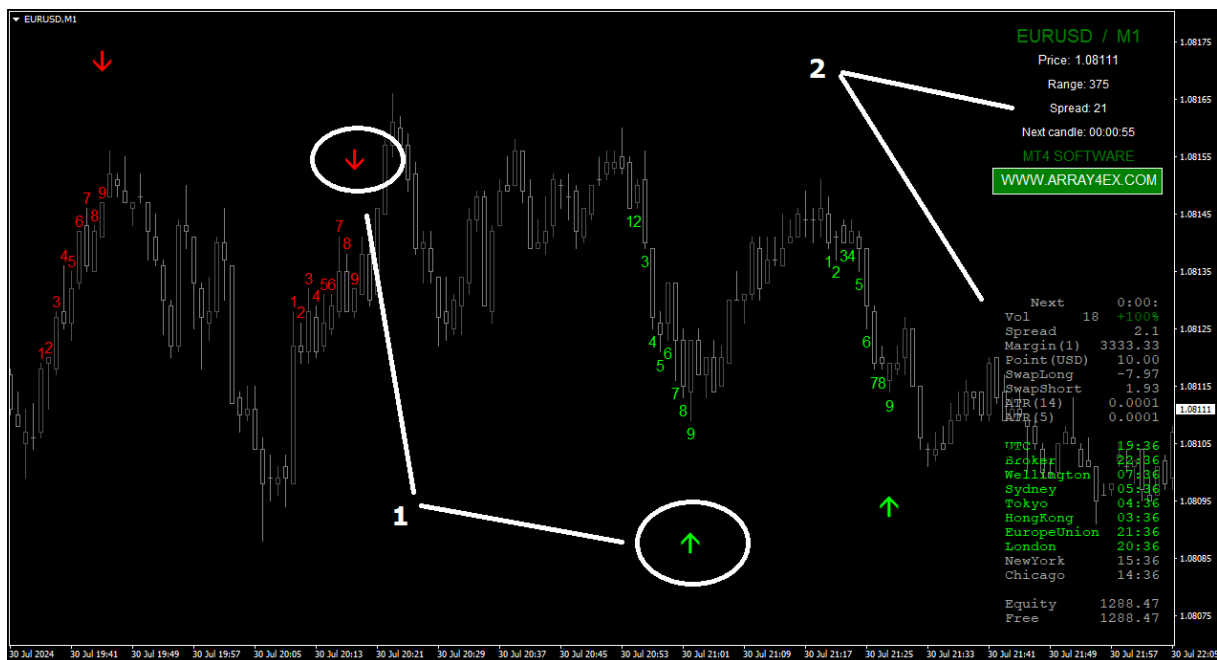
- Restart your MT4

- Open your favourite chart. Press the right mouse button and pick
ARRAY template.

System overview

System contains two major sections

- 1.Entry/Exit Indicator.
- 2.Info Dashboards

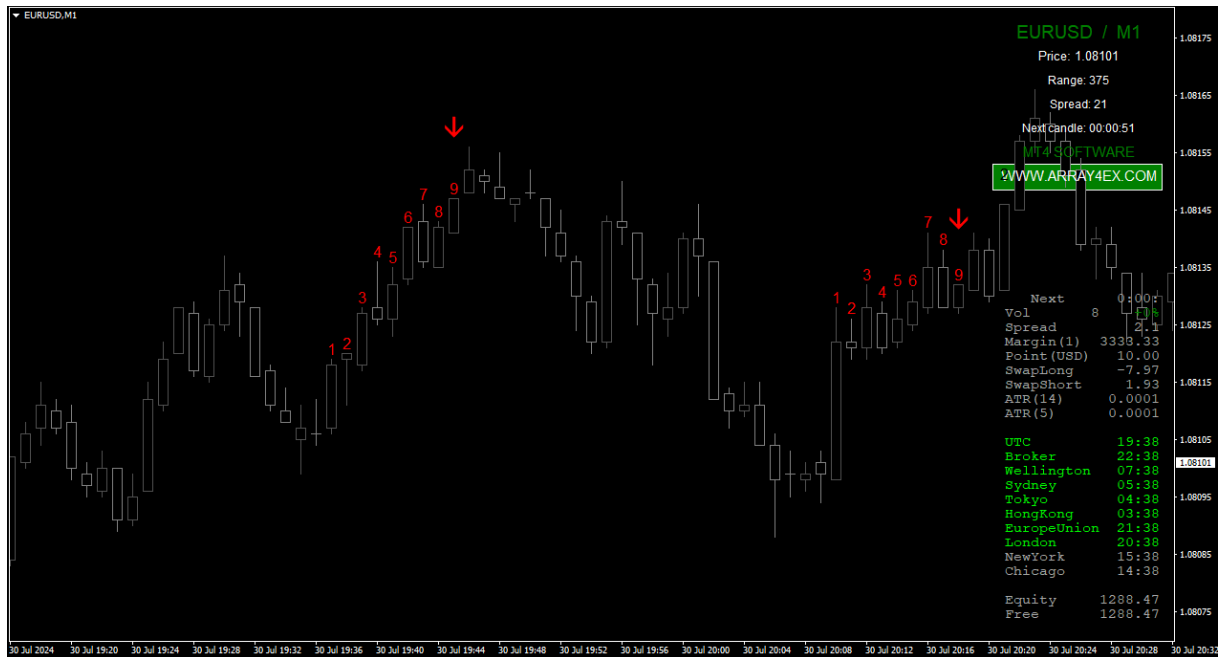


HOW DOES IT WORK.

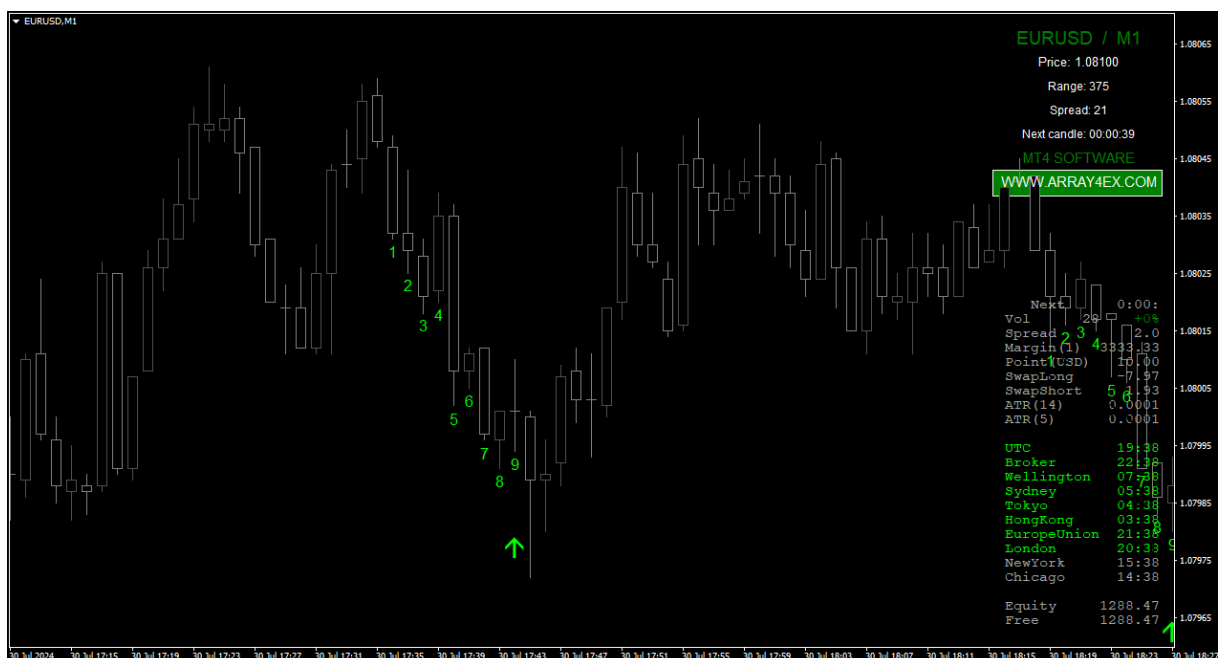
System signals are very easy to spot.

The indicator counts from 1 to 9. If the count will reach 9, the signal is confirmed.

RED ARROW – SELL SIGNAL



GREEN ARROW – BUY SIGNAL



Handful of advice

Please note that the reversals works better on standard volatility and 'quiet' market. If the price is moving hard in one direction (usually after some news) please be careful with trading against such trend.

- Software can be used as stand alone or additional confirmation tool
- Before trading, always make sure that the market does not expect any important data. If something 'big' appears in the news calendar, it's better to wait for their announcement and later join to further movement.
- Do not overtrade. Try to Focus on quality trades (the more trades opened at the same time, the harder is to control the risk).

STOP LOSS

Stop loss order should be placed in the technically best place:

- the last swing high (for the SELL trade)
 - last swing low (for the BUY trade)
 - at the round number
- close to important support/resistance area.

TAKE PROFIT

- risk to reward ratios (for example: if your stop loss = 15pips, set your TP at 15 or 30 pips – depending on the market volatility).

If you need any assistance let us know!

SUPPORT@ARRAY4EX.COM